

POL1131 (5 credits)

Course description

The goal of Polish 1130 and POL1131 is to introduce the student to the Polish language and culture. POL1131 is a continuation of 1130. The two courses together are designed as beginners' experience with the Polish language. Because it is an introductory level course, it is assumed that the student may not have any prior knowledge in the area. However, if a student did not take POL1130, it is expected that he or she can demonstrate proficiency in language and culture comparable with a student who completed POL1130.

Course objectives

Students will be able to:

- use nouns, adjectives and personal pronouns in six of the seven cases
- use the introduced verbs in present tense, past tense, and future Perfect.
- choose a correct case for the noun when given one of the verbs listed in vocabulary for lesson 11 - 19
- use the numbers in relation to specific time and weeks, months, years, and quantity of items
- use prepositions with selected cases
- describe at least one of Poland's national parks, one famous castle and at least one Nobel Prize winner with Polish roots

Meeting time

As a group, we will meet virtually once a week: Thursday at 5:30 pm. We will use the Canvas tool called Zoom. Zoom is integrated with Canvas, and the meetings will be scheduled in the course management platform. Please mark your calendars accordingly.

Instructor

Agata Kowalewska, PhD, RD

Turlington Hall, room 2326A <http://campusmap.ufl.edu/#/index/0267>

Phone: (352) 273-3473

Email: agatak@ufl.edu

Office hours and communication

You are always welcome to send me an email.

Office hours are Mondays and Wednesdays 11:00 am – 12:30 pm

If you would like to call me, the best time to do so is during my office hours.

If you would like to meet in person or virtually, the best times are my office hours, but if that does not work with your schedule, you may request a different time.

For the virtual meeting, follow the two easy steps:

1. Send an email (to agatak@ufl.edu) that you would like to talk to me.
2. Receive a link to connect via Zoom.


Course Required Textbooks

Polski krok po kroku 1 (workbook/zeszyt wiczeń)

ZESZYT ĆWICZEŃ 1

e-polish.eu > Bookshop > Zeszyt Ćwiczeń 1

Customer evaluation
★★★★★



Authors: Iwona Stemppek, Małgorzata Grudzień
Type: CD, Exercise book
Target group: adults
Language: general
Level: A1, A2
Skills: listening comprehension, writing, vocabulary practice, speaking, reading, grammar practice, pronunciation practice
Publishing house: polish-courses.com

The workbook "Zeszyt Ćwiczeń 1" supplements the series for the learning Polish as a foreign language Polski, Krok po kroku, being an extremely useful tool for both the teacher and the students. Each of 26 units of the book, includes numerous activities, carefully and thoughtfully selected, and which main purpose is to facilitate communication in Polish language. The comparison between exercises of different levels is also quite useful, giving to the teacher the opportunity to adapt his teaching method to the individual needs of each student. The most ambitious students have at their disposal complementary activities, in order to widen their lexical knowledge; or individual activities of higher level, enabling them to continue to practice and learn the language.


Zobacz przykładową treść.

Polski krok po kroku 1 (Coursebook/ podręcznik)

POLSKI KROK PO KROKU 1

e-polish.eu > Bookshop > POLSKI krok po kroku 1


Customer evaluation
★★★★★



Authors: Iwona Stemppek, Anna Stelmach, Sylwia Dawidek, Aneta Szymkiewicz
Type: CD, Coursebook
Target group: adults
Language: general
Level: A1, A2
Skills: listening comprehension, writing, vocabulary practice, speaking, reading, grammar practice, pronunciation practice
Publishing house: polish-courses.com

"Polski, krok po kroku" is, currently, the most modern and universal publication at the market. It is written only in Polish in order to immerse students in the new language from the very first class and mobilise them to use it, it is an excellent solution for international groups and individual classes. It may be successfully used at intensive courses and semester courses conducted at universities. Its advantages encompass clear grammar tables, intuitive explanation of grammar issues via dialogues, wealth of lexicon, good quality and naturally sounding recordings, as well as very attractive graphic layout designed not only to decorate, but also to create new opportunities for speaking. Communication is the superior, consistently implemented objective throughout the book in all its activities. Grammar issues are incorporated into the communication context, automating exercises often have the form of a dialogue, whereas conversations and texts sound very natural. Students will also value the plot of the book. It presents the adventures of four characters who came to Cracow for a language course and unique holidays. Here, they get to know the city, deal with various issues, cook and fall in love...

Poland - Culture Smart! by Greg Allen.



Course Recommended Books:

A (very) Short Introduction to Beginning Polish Grammar: found at www.lulu.com
Polish dictionary

Grading:

| | |
|--|------|
| Weekly Class Participation | 5% |
| Quizzes (lesson and spelling) | 15% |
| Homework Assignments | 10% |
| Reading and Writing Weekly Assignments | 15% |
| Mini Culture Projects | 5% |
| Exams | 30% |
| Final Exam | 20% |
| <hr/> | |
| Total | 100% |

Class Participation: A big part of learning any foreign language is its spoken usage. A language does not exist in a vacuum. Even considering the environment of the virtual classroom, it is crucial to participate in a live session where problems may be solved and mistakes corrected. To that end, 5% of your final grade in Polish 1130 will be determined by your participation in a weekly “virtual” meetings.

Quizzes and Homework: Each module will have a spelling quiz, homework assessments, and a spelling quiz. Homework is assigned to help you practice the material before having to take the assessment. Therefore, I encourage you to work on them independently and only after studying content in a module. It will be better not to use the answers at the end of the book until you had a chance to complete the homework on your own.

Reading and Writing Weekly Assignments: These assignments are not part of your book and are only thematically related to what is included in a module. This group of assessments is designed

to help you practice a different set of skills that are also important in developing language proficiency.

Mini Culture Projects: There are only three modules 5, 9, and 13 that require you to make that specific post. In modules 5, 9, and 13, you will create a mini, short presentation and record it for other students and me to learn from it.

Exams: There are three tests during the semester; each will cover only the most recent material (3 book lessons). You need to be registered with ProctorU to take the exams. Use the Syllabus Quiz as an opportunity to practice this format of assessments.

Final Exam: The final exam will be cumulative, covering everything we will have studied by then.

Grade distribution

| Grade | Range: | |
|-------|---------|----------|
| A | 100% | to 90.0% |
| A- | < 90.0% | to 86.0% |
| B+ | < 86.0% | to 83.0% |
| B | < 83.0% | to 80.0% |
| B- | < 80.0% | to 76.0% |
| C+ | < 76.0% | to 73.0% |
| C | < 73.0% | to 70.0% |
| C- | < 70.0% | to 66.0% |
| D+ | < 66.0% | to 63.0% |
| D | < 63.0% | to 60.0% |
| D- | < 60.0% | to 56.0% |
| F | < 56.0% | to 0.0% |

Absence Policy: Whether excused or unexcused, after 5 absences (other than that one allowed), your final grade will be docked 5%. After 10 absences, you will be given a failing grade for the class. No excuses, no exceptions. In a language class, you must be present and participate in class. If you already know that you will have to miss 10 classes this semester, it may be better to take a different class now and come back to this one later. (Of course, this policy will be amended to accommodate religious holidays. Please speak with me if this concerns you.) Requirements for class attendance and make-up exams, assignments, and other work in this course are consistent with university policies that can be found at <https://catalog.ufl.edu/ugrad/current/regulations/info/attendance.aspx>

A note on any language learning: Most of the learning you will do will be accomplished on your own, and it is best to do it in smaller chunks but systematically.

Information on current UF grading policies for assigning grade points. This may be achieved by including a link to the web page:

<https://catalog.ufl.edu/ugrad/current/regulations/info/grades.aspx>.

Cheating: Don't do it. You're college students, after all. If any student is discovered cheating, it will result in an automatic failing grade.

UF HONESTY POLICY

UF students are bound by The Honor Pledge, which states, "We, the members of the University of Florida community, pledge to hold ourselves and our peers to the highest standards of honor and integrity by abiding by the Honor Code. On all work submitted for credit by students at the University of Florida, the following pledge is either required or implied: "On my honor, I have neither given nor received unauthorized aid in doing this assignment." The Honor Code (<http://www.dso.ufl.edu/sccr/process/student-conduct-honorcode/>) specifies the number of behaviors that are in violation of this code and the possible sanctions. Furthermore, you are obligated to report any condition that facilitates academic misconduct to appropriate personnel. If you have any questions or concerns, please consult with the instructor or TAs in this class

STUDENTS WITH DISABILITIES

If you have a disability, you may qualify for special accommodations and auxiliary aids. In order for any needed accommodations to be implemented in a timely fashion, you need to contact the Disability Resource Center – 352-392-8565 – or talk to me as soon as possible. Any communication between students, DRC, and the instructor will be strictly confidential.

COMPORTMENT POLICY

While you should feel free to express your ideas, slurs and epithets based on race, ethnicity, gender, sexual orientation and preference, religious practice, etc. will not be tolerated. Any disruptive, obnoxious, or disrespectful behavior may result in dismissal from the classroom and other disciplinary actions. I trust that we can all avoid such situations and create a safe classroom environment. This can be easily achieved through mutual respect for one another.

PRIVACY

Our virtual class sessions, if any, may be audio-visually recorded for students in the class to refer back. Students who participate with their camera engaged or utilize a profile image are agreeing to have their video or image recorded. If you are unwilling to consent to have your profile or video image recorded, be sure to keep your camera off and do not use a profile image. Likewise, students who un-mute during class and participate orally are agreeing to have their voices recorded. If you are not willing to consent to have your voice recorded during class, you will need to keep your mute button activated and communicate exclusively using the "chat" feature,

which allows students to type questions and comments live. The chat will not be recorded or shared. As in all courses, unauthorized recording and unauthorized sharing of recorded materials are prohibited.

OTHER INFORMATION

Lecture material and information are the property of the University of Florida and the course instructor and may not be used for any commercial purpose. Students found in violation may be subject to disciplinary action under the University's Student Conduct Code. Only students formally registered for the course are permitted to attend and participate in class.

DISCLAIMER

Any part of this syllabus is subject to change according to the needs and/or progression of the class. This syllabus is not exhaustive; I reserve the right to implement any reasonable methods not included in the syllabus if they serve the pedagogical purpose of the class.

Contact information for the Counseling and Wellness Center:

<http://www.counseling.ufl.edu/cwc/Default.aspx>, 392-1575; and the University Police Department: 392-1111 or 9-1-1 for emergencies.

| Module | |
|--------|---|
| 1 | Review of POL1130 Use Module 1 page for a detailed description and to complete " To Do List " |
| 2 | Textbook "Polski krok po kroku" lekcja 11 Use Module 2 page for a detailed description and to complete " To Do List " |
| 3 | Textbook "Polski krok po kroku" lekcja 12 Use Module 3 page for a detailed description and to complete " To Do List " |
| 4 | Textbook "Polski krok po kroku" lekcja 13 Use Module 4 page for a detailed description and to complete " To Do List " |
| 5 | Polish Nobel Prize Winners Use Module 5 page for a detailed description and to complete " To Do List " Take Exam 1 (Klasówka 1) |
| 6 | Textbook "Polski krok po kroku" lekcja 14 Use Module 6 page for a detailed description and to complete " To Do List " |
| 7 | Textbook "Polski krok po kroku" lekcja 15 Use Module 7 page for a detailed description and to complete " To Do List " |
| 8 | Textbook "Polski krok po kroku" lekcja 16 |

| | |
|----|--|
| | Use Module 8 page for a detailed description and to complete " To Do List " |
| 9 | National Parks in Poland Use Module 9 page for a detailed description and to complete " To Do List " Take Exam 2 (Klasówka 2) |
| 10 | Textbook "Polski krok po kroku" lekcja 17 Use Module 10 page for a detailed description and to complete " To Do List " |
| 11 | Textbook "Polski krok po kroku" lekcja 18 Use Module 11 page for a detailed description and to complete " To Do List " |
| 12 | Textbook "Polski krok po kroku" lekcja 19 Use Module 12 page for a detailed description and to complete " To Do List " |
| 13 | Castles and palaces in Poland Use Module 13 page for a detailed description and to complete " To Do List " Take Exam 3 (Klasówka 3) |
| 14 | Use Module 14 page for a detailed description and to complete " To Do List " |
| 15 | Final exam, review Modules 1-14 You can take the final exam at any time of the day (from 00:01 am until 11:59 pm), but you need to be registered with ProctorU. |