



Center for

EUROPEAN STUDIES

at the University of Florida

Language Teacher Summer Institute

Summer 2024

ces.ufl.edu

ces@clas.ufl.edu

FINAL PROJECT

Laura yurany Castillo Pachon Paye

CLASS : SPANISH

- I am currently teaching Spanish for Middle School, the grade levels are sixth , seventh and eight grade.
- The language level is begging level.
- The target language to learn is Spanish.

✓ LANGUAGE LEVEL

➤ Age – level: Middle school

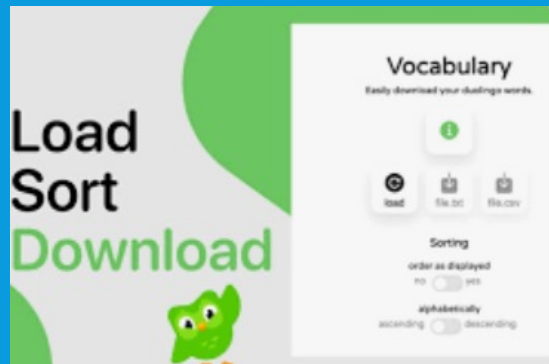
➤ Objectives for the week:

- ✓ Learn the food items.
- ✓ Learn to express which foods they like.
- ✓ Learn how to ask questions about the foods they like.
- ✓ Learn about the cultural products of latin American foods.

LESSON 1 DAY 1

Students will receive flash cards with the vocabulary of the food.

They will available the app DUOLINGO, in which they can practice the reading of the words and the listening of those.



CHOCOLATE LECHE HELADO RAMEN



NARANJA TORTA DONA PANQUECA



LEARN ABOUT THE CULTURAL ASPECT OF FOOD

The teacher will talk about which ones are some typical Colombian foods and how are they called, and how are they different into the cooking process.

For example: Perro Caliente, panquecas.

Students will be encouraged to express their opinions about how perro caliente is cooked here at the US and how is cook is latin American countries.



HLTP: “FOCUSING ON CULTURAL PRODUCTS, PRACTICES AND PERSPECTIVES IN A DIALOGIC CONTEXT”

- We as teachers our role is to make accessible culture in deep, not only by presenting students the historical facts or shared behaviors.
- The following 5 lessons for a week will be based on the Hltp that highlights how to teach a language and the cultural aspect together.

I will take into account the cultural products such as: food that we have a in latin American countries.

- During the planning stage: I will take into account which vocabulary do my students need learn in order for them to do well during the lesson.
- I will also encourage the usage of formulaic expressions, such as: I think, I believe, in my opinion.

DAY 2 LESSON 2: STUDENTS WILL CREATE THEIR OWN RESTAURANT

MENU

In groups of 4
you will draw your own
dishes



THE STUDENTS WILL CREATE THEIR OWN RESTAURANT IN GROUPS OF FOUR

NAME YOUR RESTAURANTE



STUDENTS WILL DO ROLE PLAY

Including the food items that they practiced in Duo Lingo, they will practice a role play of one of them being the server and the other 4 students will be the clients.



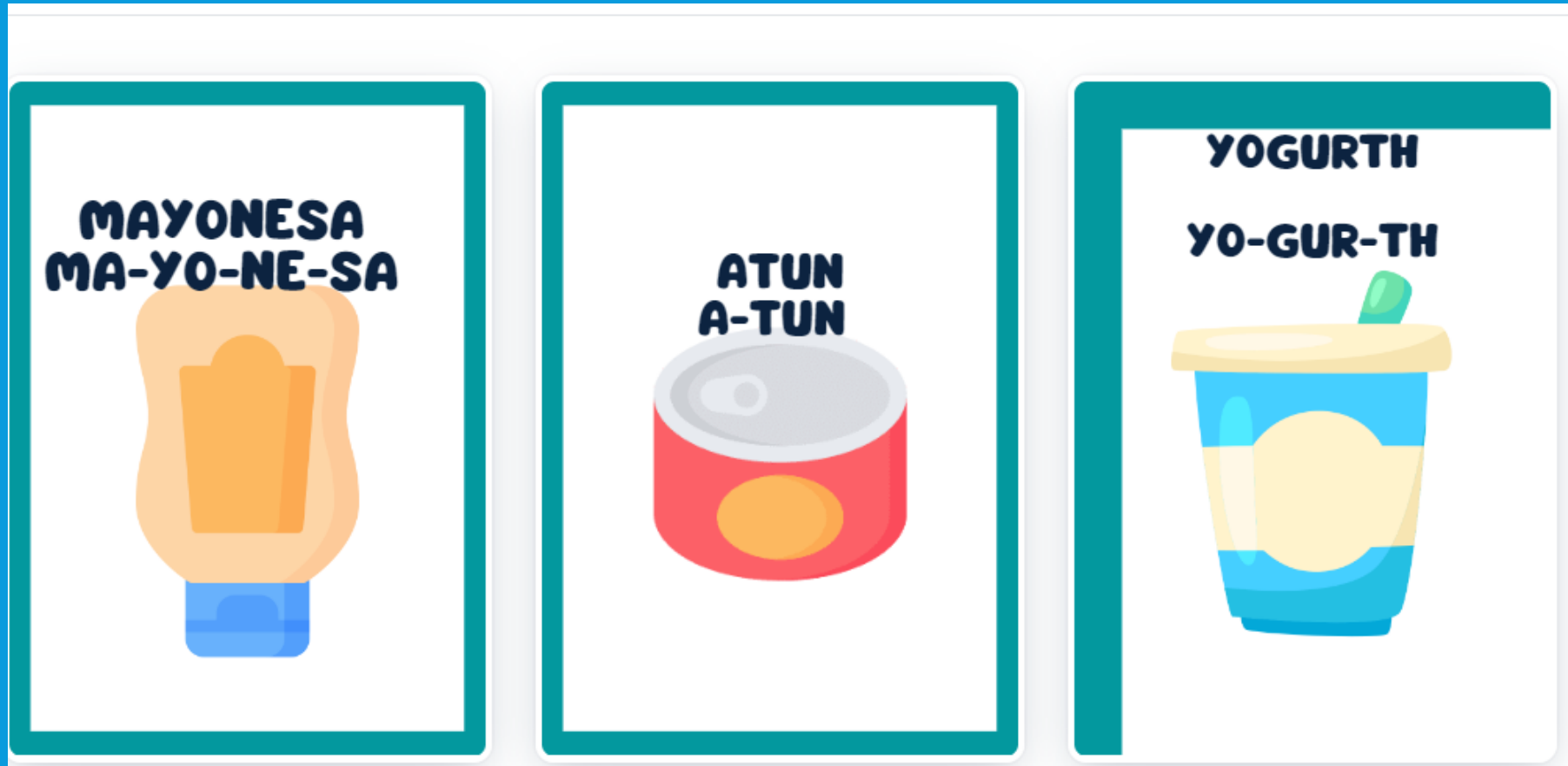
LESSON 3 DAY 3

Lesson objectives:

- ✓ Students will learn food items.
- ✓ Students will practice the food items with KAHOO, They will select the appropriate choice for the food items.



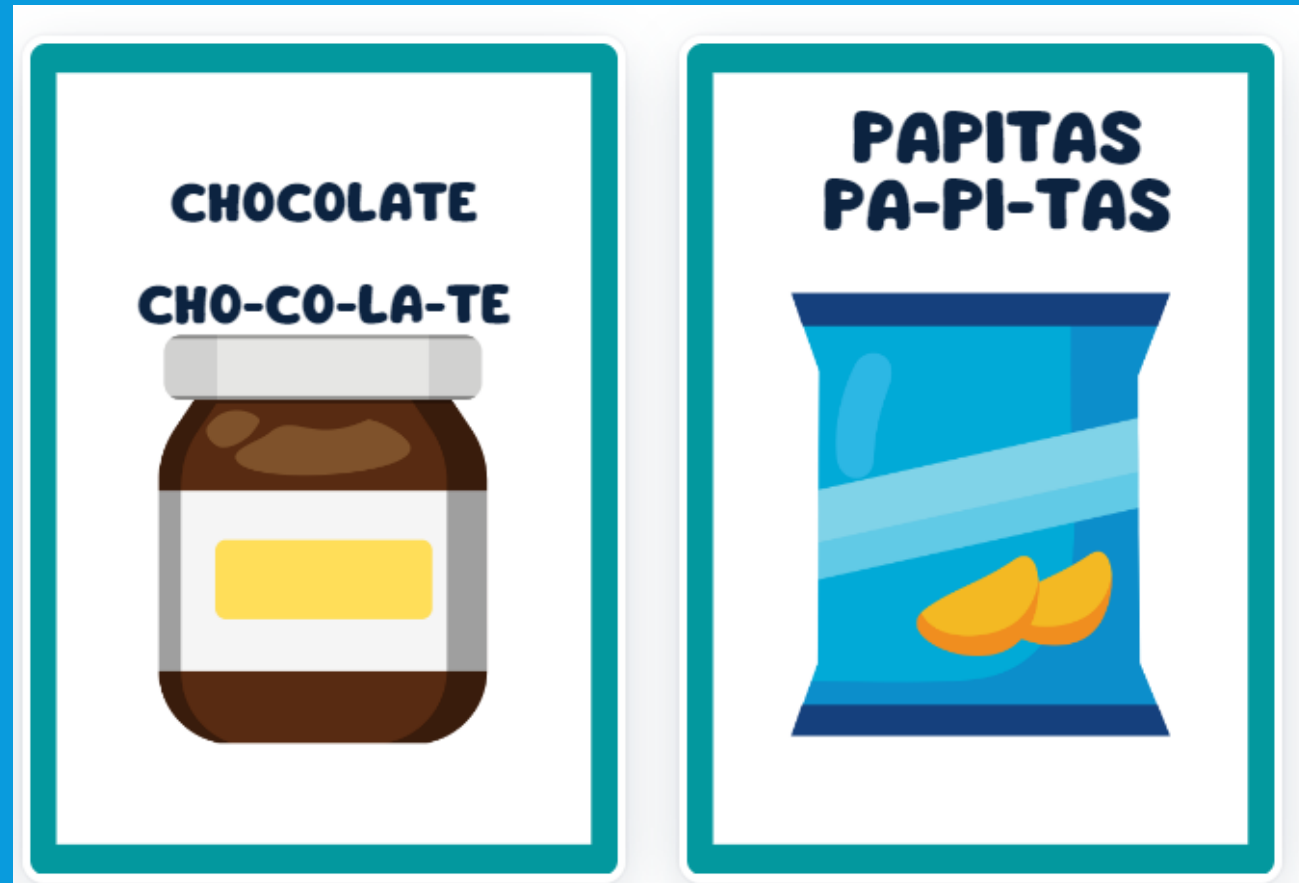
KAHOOT: 1. CUAL DE ESTOS ES UNA TUNA?



2. CUAL DE ESTOS ES UN JUICE?



3. CUAL DE ESTOS SON UNAS CHIPS?



ACTIVITY: STUDENTS WILL RECEIVE A SUPERMARKET OPTION LIST

supermercado AHORRA 70% OFF

30% OFF espinaca \$ 12.00	30% OFF Chili \$ 10.00	30% OFF brócoli \$ 12.00	30% OFF cebollas \$ 12.00
30% OFF lechuga \$ 13.00	40% OFF maíz \$ 15.00	20% OFF arvejas \$ 14.00	20% OFF Pepinero \$ 12.00
30% OFF manzana \$ 12.00	50% OFF sandía \$ 15.00	20% OFF naranja \$ 12.00	70% OFF fresas \$ 16.00

ORDER NOW

STEPS FOR THE ACTIVITY:

- ✓ you will create a shopping
- ✓ grocery list enough food for a week.
-
- ✓ Select a quantity for each item.
-
- ✓ Calculate the price.

DAY 4 LESSON 4: STUDENTS WILL LEARN HEALTHY FOOD

Students will be provided with vocabulary flashcards , in which examples of healthy food will be included.

One of the steps, the teacher will be pronouncing the word, and students will be encourage to repeat the word after the teacher has said the word.

➤ COMIDA SALUDABLE

LECHE




REPITE DESPUES DE ESCUCHAR CADA
PALABRA



huevo

FRUTAS

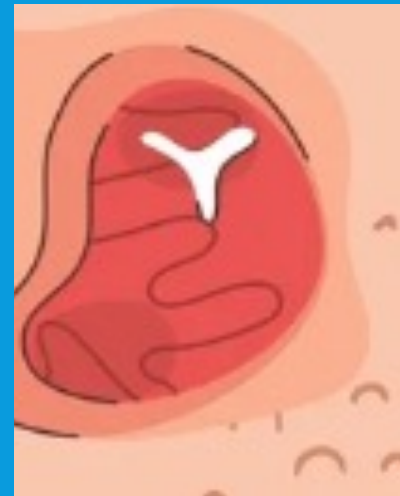


COMIDA SALUDABLE



VEGETALES

carne



STUDENTS WILL USE THE PLATFORM WORD WALL
AND THEY WILL DO A HANG MAN INCLUDING THE
VOCABULARY OF HEALTHY AND UNHEALTHY FOOD



ahorcado

A hangman game board. At the top, the word "ahorcado" is written in yellow. Below it is a brown gallows with a stick figure hanging from it. Underneath the gallows is a rectangular box labeled "WORD:" for the player to write the word. At the bottom is a 3x9 grid of letters.

A	B	C	D	E	F	G	H	I
J	K	L	M	N	O	P	Q	R
S	T	U	V	W	X	Y	Z	

DAY 5 LESSON 5:

- Lesson objective:
- Students will learn the usage of the verb *gustar*, to refer for the food they like.

Students will read the sentences and interchange the last food word, with a different one.

Primera persona

Me gusta

Comer

Perro caliente

Me gusta

beber

leche

Segunda persona

Te gusta

Comer

Frutas

Te gusta

Comer

vegetales

ACTIVIDAD:

- En parejas los estudiantes se haran preguntas sobre:
 - Que te gusta comer?
 - Que te gusta beber?
 - La idea es practicar el vocabulario que se ha aprendiendo durante la semana, por ejemplo: leche, carne, vegetales, frutas.

STUDENTS WILL USE THE PLATFORM WORDWALL



REFERENCES/RESOURCES

- Eileen W. Glisan., Richard Donato (2017) Enacting the work of language Instruction High leverage teaching practices.
- Websites
 - www.wordwall.com
 - www.Kahoot.com
 - www.duolingo.com